

Exercise Episode 014


The Lovers Meet Scene

inspired by the song:
"I'm A Believer" by The Monkees

TASK:

Write your original lyrics about how meeting the One changed your song's character's life for the better.

1. Use **past tense** to show how the life of your song's character looked like before he met the One.
2. Use **present tense** to highlight his worldview shift that shows that they believe in the power of love now.
3. Let love take on the villain's role, as an **antagonistic force** that made his life more miserable than good. (At least before everything changed with meeting the One).
4. Use **first-person narrative** (pronoun "I") to make the listener connect with what your narrator had to go through.
5. Put the **focus** of your telling on the worldview shift of your narrator.
6. Include all **five commandments**. But they do not have to be in order. You can switch them up between your verses, chorus, and pre-chorus.
 - a. Mention the event that led to the character losing their faith in love. (Breakup, betrayal, death, ...)
 - b. The turning point will be meeting that special girl or boy for the very first time. Don't put too much emphasis on that moment. Include it, but keep your focus on your character and what that unexpected moment does to them internally.
 - c. It's not necessary to include the crisis, but it should be clear what's at stake for the character if he fails to change his belief.
 - d. Show the character's decision.
 - e. Include a resolution letting your audience know how it all turned out, especially by focusing on your main character's change of thought.



EPISODE 014: Making listeners relate to the inner turmoil of your song's narrator

storiesinsongs.com/podcast/episode-014

ABSTRACT BEATS as they occur in the lyrics

"I'm A Believer"
The Monkees

I'm A Believer lyrics © Sony/ATV Music Publishing LLC, Universal Music Publishing Group

(First Verse)

*I thought love was only true in fairy tales
Meant for someone else but not for me*

[Status Quo of character's thoughts / belief-system]

*Love was out to get me
That's the way it seemed*

[Introducing the antagonistic force]

Disappointment haunted all of my dreams

(Chorus)

Then I saw her face,

[Commandment #2: Turning Point]

now I'm a believer

Not a trace of doubt in my mind

I'm in love

I'm a believer, I couldn't leave her if I tried

[Commandment #5: Resolution]

(Second Verse)

I thought love was more or less a giving thing

Seems the more I gave the less I got

What's the use in tryin'

All you get is pain?

When I needed sunshine, I got rain

[Making listeners relate to a problem]

[Strengthening the power of the antagonistic force]


(Chorus)

Then I saw her face, now I'm a believer

Not a trace of doubt in my mind

I'm in love

I'm a believer, I couldn't leave her if I tried



EPISODE 014: Making listeners relate to the inner turmoil of your song's narrator

storiesinsongs.com/podcast/episode-014

Oh

*Oh, love was out to get me
Now, that's the way it seemed
Disappointment haunted all of my dreams*

*Then I saw her face, now I'm a believer
Not a trace of doubt in my mind
I'm in love
I'm a believer, I couldn't leave her if I tried*

*Yes, I saw her face, now I'm a believer
Not a trace of doubt in my mind
Said, I'm a believer, yeah, yeah, yeah, yeah, yeah, yeah (I'm a believer)
Said, I'm a believer, yeah (I'm a believer)
I said, I'm a believer, yeah (I'm a believer)*




EPISODE 014: Making listeners relate to the inner turmoil of your song's narrator

storiesinsongs.com/podcast/episode-014

ABSTRACT BEATS to use in your lyrics

- **Status Quo of character's thoughts / belief-system**
 - *Focus on what the character thought about love before he is convinced that true love exists for them as well.*
- **(Commandment 1: Inciting Incident:)**
 - *It's enough to hint at it. Mention the event that led to the character losing their faith in love.*
- **Commandment 2: Turning Point = Lovers first Meet**
 - *Don't put too much emphasis on that moment. Include it, but keep your focus on your character and what that unexpected moment does to them internally.*
- **Commandment 3: Crisis**
 - *It's okay to leave it out but make sure you show what's at stake for your character if he fails to embrace love.*
- **Commandment 4: Decision**
 - *Leave it out if your resolution shows what option your character chose.*
- **Commandment 5: Resolution**
 - *Include a resolution letting your audience know how it all turned out, especially by focusing on your main character's change of thought.*
- **Introducing the antagonistic force**
 - *Personify love and let it take on the role of the villain.*
 - *It's ambiguous. On the one hand, your character wants to love. On the other hand, what they need to realize first is that love is not working against them, but that they have to embrace it and risk their heart if they ever want to fully commit and not be afraid of the pain anymore.*
- **Making listeners relate to a problem**
 - *Use a general perception about love, turn it into a unique comparison, and use it to make your listeners relate to the problem your song's character is facing.*
- **Strengthening the power of the antagonistic force**
 - *Make sure your lyrics are not only about your character's inner monologue but also to really show the power of how love may affect one's life negatively.*

Hint: Make sure your main character does not come across as whiny or weak. If you want your listeners to consider your narrator a mentor/guide, then they should come across strong because of the hardship they had to go through.




EPISODE 014: Making listeners relate to the inner turmoil of your song's narrator

storiesinsongs.com/podcast/episode-014

YOUR TURN

Write your song considering the given constraints and using the abstract beats.



EPISODE 014: Making listeners relate to the inner turmoil of your song's narrator

storiesinsongs.com/podcast/episode-014